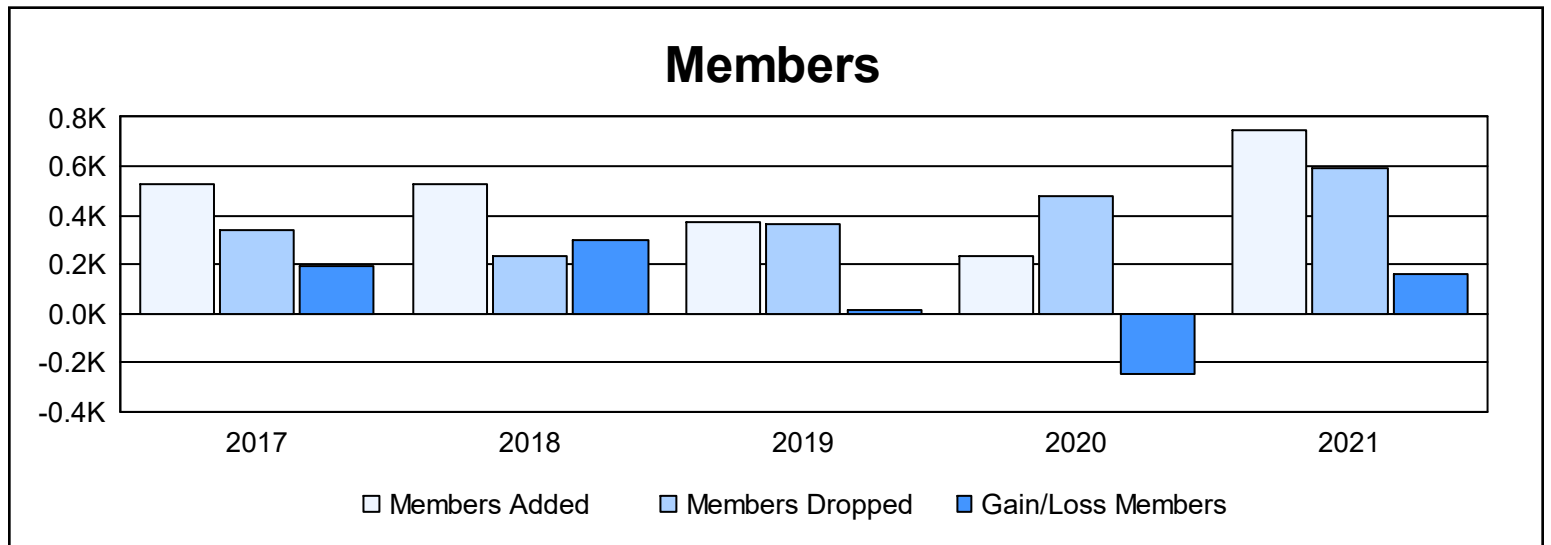
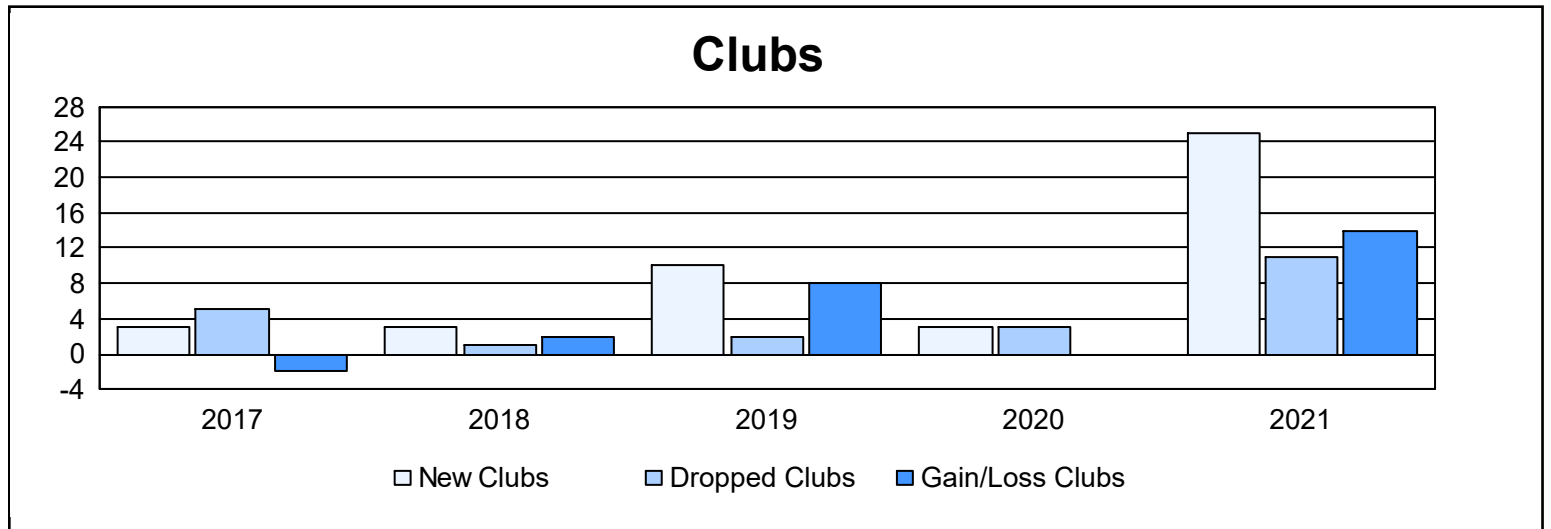
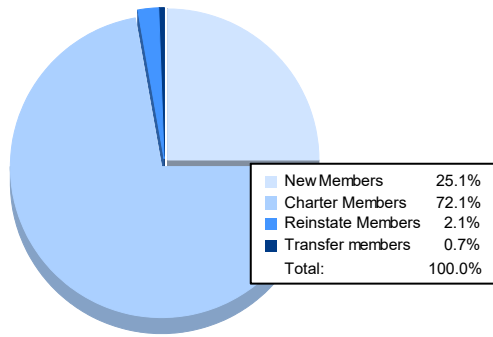


| Year | New Clubs | Dropped Clubs | Gain/ Loss Clubs | New Members | Charter Members | Reinstate Members | Transfer Members | Total Member Added | Total Members Dropped | Gain/ Loss Members |
|----------------|-----------|---------------|------------------|-------------|-----------------|-------------------|------------------|--------------------|-----------------------|--------------------|
| 2016-2017 | 3 | 5 | -2 | 298 | 136 | 72 | 24 | 530 | 341 | 189 |
| 2017-2018 | 3 | 1 | 2 | 402 | 101 | 23 | 4 | 530 | 230 | 300 |
| 2018-2019 | 10 | 2 | 8 | 120 | 248 | 5 | 0 | 373 | 363 | 10 |
| 2019-2020 | 3 | 3 | 0 | 123 | 80 | 30 | 2 | 235 | 482 | -247 |
| 2020-2021 | 25 | 11 | 14 | 188 | 540 | 16 | 5 | 749 | 592 | 157 |
| Average | 9 | 4 | 4 | 226 | 221 | 29 | 7 | 483 | 402 | 82 |



Membership Composition June 2021 Cumulative



Gender Composition June 2021 Cumulative

